

## Barracuda Spam Firewall

Powerful, easy to use, and affordable enterprise-class spam and virus protection.

The Barracuda Spam Firewall is an integrated hardware and software solution designed to protect your email server from spam, virus, spoofing, phishing and spyware attacks. The Barracuda Spam Firewall is compatible with all email servers and can fit into nearly any corporate or small business environment. With no per user license fees, the Barracuda Spam Firewall offers the most affordable enterprise-class spam and virus protection available.

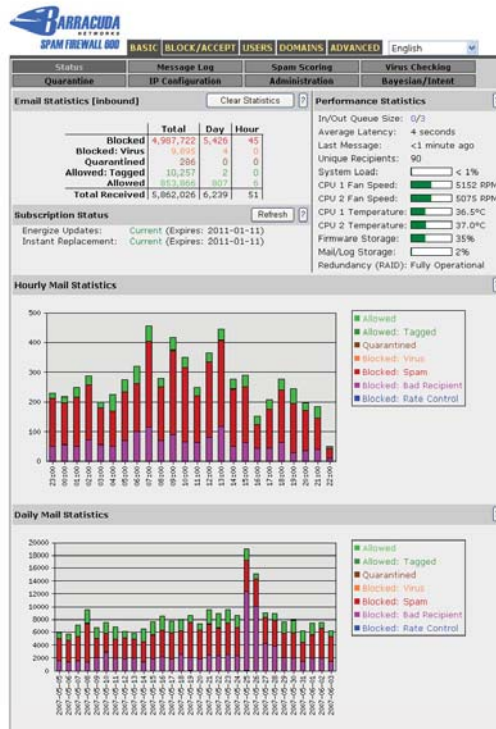
### Flexible, Enterprise-Class Protection

A single Barracuda Spam Firewall supports up to 30,000 active email users. Multiple Barracuda Spam Firewalls can be clustered for greater capacity and higher availability. All Barracuda Spam Firewall models incorporate essential outbound filtering techniques including attachment scanning, virus filtering, rate controls and encryption. These features help organizations to ensure that all outgoing email is legitimate and virus-free.

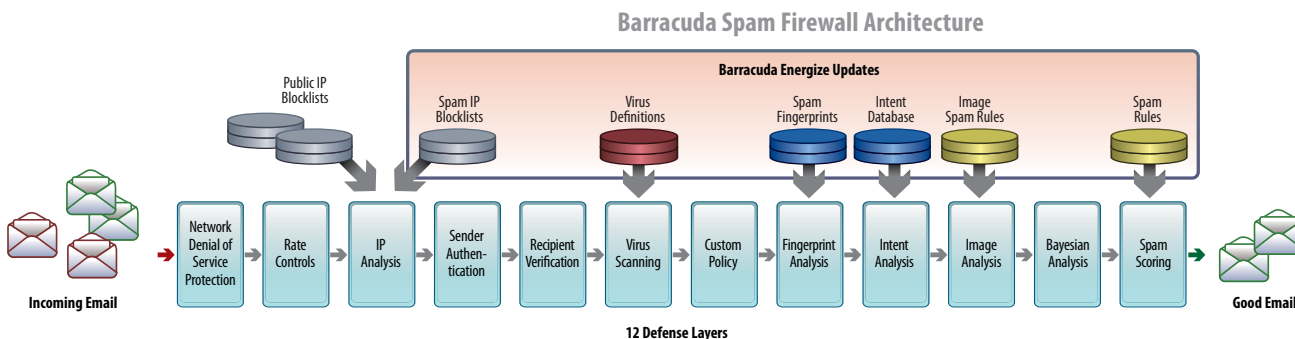
The Barracuda Spam Firewall's layered approach minimizes the processing of each email, which yields the performance required to process millions of messages per day. Unlike software solutions, the Barracuda Spam Firewall reduces the load placed on the email server by off-loading both spam and virus filtering. Its architecture leverages 12 comprehensive defense layers to provide industry-leading defense capabilities.

### Ease of Use and Maintenance

With no software to install or network modifications required, the Barracuda Spam Firewall is easy to set up. Energize Updates are delivered automatically by Barracuda Central, an advanced technology center where engineers work continuously to provide the most effective methods to combat the ever changing spam and virus variants. Energize Updates, including the latest spam definitions, virus definitions and security updates, are distributed hourly for continuous protection against the latest threats.



The Barracuda Spam Firewall can distribute traffic for multiple services, including Web, email and other network applications.



BARRACUDA SPAM FIREWALL

MODEL  
100  
200  
300  
400  
600  
800  
900



# BARRACUDA SPAM FIREWALL


MODEL  
100  
200  
300  
400  
600  
800  
900



Internet



Barracuda Spam Firewall



Email Server

## Typical Deployment

## TECHNICAL SPECIFICATIONS

### Security Features

#### COMPREHENSIVE PROTECTION

- Spam filtering
- Virus filtering
- Anti-spoofing
- Anti-phishing
- Anti-spyware
- Denial of service protection
- Directory harvest protection
- Outbound email filtering
- Compliance

#### SPAM FILTER

- Image Analysis
- IP Reputation Analysis
- Bayesian algorithms
- Content-based filtering
- Intent Analysis
- Keyword blocking
- Multilingual/multinational
- Rate control
- RBL and DNSRBL support
- Rule-based scoring algorithms
- SPF & Sender ID

#### VIRUS FILTER

- Dual-layer virus blocking
- Decompression of archives
- File type blocking

### System Features

#### ADMINISTRATORS

- Web-based interface
- User account administration
- Reports, graphs, and statistics
- LDAP interface
- Multiple domain support
- Secure remote administration

#### END USERS

- User-based filtering
- Individual spam scoring
- Personal allow and block lists
- End user quarantine
- Digest emails
- Outlook / Lotus Notes integration
- Bayesian analysis

### Hardware Features

#### CONNECTORS

- Standard VGA
- PS/2 keyboard/mouse
- Ethernet (see chart below)
- Serial port (DB-9)

#### POWER REQUIREMENTS

- AC input voltage 100-240 volts
- Frequency 50/60 Hz

### Support Options

#### ENERGIZE UPDATES SUBSCRIPTION

- Standard technical support
- Hourly spam definition updates
- Barracuda reputation databases
- Fingerprint definitions
- Intent Analysis definitions
- Image spam rules
- Spam rules
- Hourly virus definition updates

#### INSTANT REPLACEMENT SERVICE

- Replacement unit shipped next business day
- 24x7 technical support

MODEL COMPARISON	MODEL 100	MODEL 200	MODEL 300	MODEL 400	MODEL 600	MODEL 800	MODEL 900
<b>CAPACITY*</b>							
Active Email Users	1-50	1-500	300-1,000	1,000-5,000	3,000-10,000	8,000-22,000	15,000-30,000
Domains	10	50	250	500	5,000	5,000	5,000
Message Log Storage	512 MB	1 GB	2 GB	10 GB	20 GB	40 GB	60 GB
Quarantine Storage			10 GB	50 GB	100 GB	200 GB	250 GB
<b>HARDWARE</b>							
Rackmount Chassis	1U Mini	1U Mini	1U Mini	1U Mini	1U Fullsize	2U Fullsize	2U Fullsize
Dimensions (in.)	16.7 x 1.7 x 14	16.7 x 1.7 x 14	16.7 x 1.7 x 14	16.7 x 1.7 x 14	16.7 x 1.7 x 22.5	16.8 x 3.5 x 25.5	16.8 x 3.5 x 25.5
Dimensions (cm.)	42.4 x 4.3 x 35.6	42.4 x 4.3 x 35.6	42.4 x 4.3 x 35.6	42.4 x 4.3 x 35.6	42.4 x 4.3 x 57.1	42.8 x 8.9 x 64.8	42.8 x 8.9 x 64.8
Weight (lbs. / kg.)	17 / 7.7	17 / 7.7	17 / 7.7	18 / 8.2	35 / 15.9	40 / 18.1	48 / 21.8
Ethernet	1 x 10/100	1 x 10/100	1 x 10/100	1 x 10/100	2 x Gigabit	2 x Gigabit	2 x Gigabit
AC Input Current (Amps)	1.0	1.0	1.2	1.4	1.8	4.1	5.4
Redundant Disk Array (RAID)				✓	Hot Swap	Hot Swap	Hot Swap
ECC Memory					✓	✓	✓
Redundant Power Supply						Hot Swap	Hot Swap
<b>FEATURES</b>							
Compatible with all Email Servers	✓	✓	✓	✓	✓	✓	✓
Hardened and Secure OS	✓	✓	✓	✓	✓	✓	✓
Outbound Email Filtering	✓	✓	✓	✓	✓	✓	✓
MS Exchange/LDAP Accelerator			✓	✓	✓	✓	✓
Per User Settings and Quarantine			✓	✓	✓	✓	✓
Syslog Support			✓	✓	✓	✓	✓
Clustering & Remote Clustering				✓	✓	✓	✓
Per Domain Settings				✓	✓	✓	✓
Single Sign-On				✓	✓	✓	✓
SNMP/API				✓	✓	✓	✓
Customizable Branding					✓	✓	✓
Per User Score Settings					✓	✓	✓

US-9

\*Capacity depends on environment and selected options.